



Specified Technologies, Inc.

PRODUCT ESTIMATION AND INSTALLATION

Series AS Spray Equipment & Estimation

SpecSeal® Series AS200 Elastomeric Spray, compared to paint, is a heavier architectural coating. It is designed to be applied at a wet coating thickness of 1/8 in. (0.125 in., 125 mils). At this coating thickness, the pump will consume one gallon of coating for every 12.8 sq. ft. Thus, the equipment used to apply it must be properly sized and matched in order to provide the required production rate. A few factors are critical in the selection of the right spray equipment.

Pump: The spray pump must be capable of supply sufficient material to the gun to properly atomize the coating when sprayed through a 0.026 in. spray tip (orifice) and provide a continuous spray without excessive surging or pausing. The pump will need to be capable of developing 2500 PSI (or more). The flow rate must be one gallon per minute (G.P.M.) minimum.

We Recommend a 1 G.P.M. pump or higher in order to satisfy higher production requirements and to allow for larger hoses or tip sizes at the higher end of the range.

A SPRAY UNIT CAPABLE OF SPRAYING BLOCK FILLERS OR OTHER HEAVIER ARCHITECTURAL COATINGS SHOULD BE ADEQUATE.

Tip Size: The tip size may vary from approximately 0.023 in. to 0.026 in. The smaller tip will allow for spraying at a lower delivery rates which may afford the applicator better control in certain applications. Moving to the larger size will increase delivery rates but may also require a larger pump or shorter fluid lines.

Keep in mind that the tip will gradually wear and become larger. A reversible tip will help clear the occasional clog.

We Recommend that the applicator use a new 0.026 in. spray tip. If higher production rates are required and the pump can support it, the larger tip size may be used. Consult the spray gun manufacturer for tips that will produce the desired spray pattern.

Fluid Lines: The diameter and length of the fluid lines will also effect the ability of the pump to supply the tip at an adequate rate. Longer hoses and the need to raise the material up from floor level to high ceilings will also be a factor on the pump's ability to supply the gun.

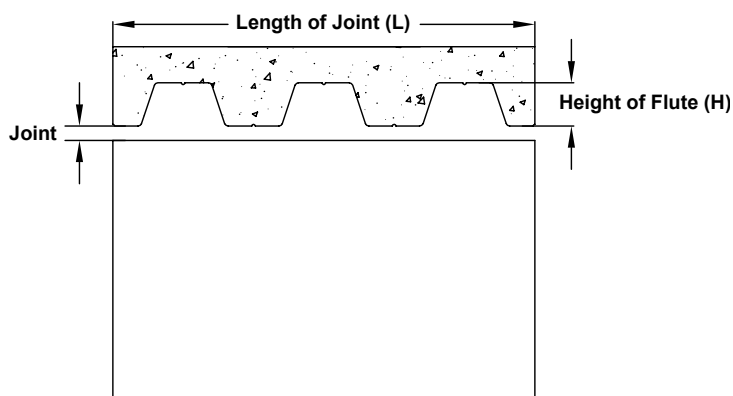
We Recommend a minimum of 3/8 in. I.D. hose for up to 50 ft. runs and 1/2 in. to 3/4 in. for longer runs. NOTE: Pump discharge ports and all fittings must be minimally as large as the hose in order to benefit from increasing the hose size.

The following equipment is manufactured by Titan Tool, Inc., Franklin Lakes, NJ.

Item	Item Name & Description
PowrTwin Model 3500 airless sprayer	Electric or gas powered Sprayer

SAFETY NOTE: AIRLESS SPRAY EQUIPMENT OPERATES AT VERY HIGH PRESSURE. PROTECTIVE CLOTHING, GLOVES, AND EYE PROTECTION ARE REQUIRED. CONSULT SPRAY EQUIPMENT MANUFACTURER FOR RECOMMENDATIONS CONCERNING THE SAFE USE AND HANDLING OF THIS EQUIPMENT. THOROUGHLY REVIEW MSDS AND PRODUCT DATA SHEETS PRIOR TO USE.

ELASTOMERIC SPRAY ESTIMATION FOR FLUTED DECK



L = Length of Joint (ft)

W = Width of Joint (in)

H = Height of Joint (in)

Area of Flutes (sq. in.) = $(L \times 12 \times H)/2$

Area of Joint (sq. in.) = $L \times 12 \times W$

Area of Overspray (sq. in.) = $L \times 12$

Volume (cu. in.) =
 $(\text{Area of Flutes} + \text{Area of Joint} + \text{Area of Overspray}) \times .125^*$

Multiply by 2 for both sides.

One 5-gallon pail of Series AS Elastomeric Spray contains 1,155 cubic inches

*Based on 1/8" (0.125") wet coating thickness.

IMPORTANT NOTE:

This information is provided for estimational purposes only. No waste or excess overspray has been included and applicator skill may affect requirements.



Specified Technologies Inc. • 200 Evans Way, Somerville NJ 08876 • Phone: 800.992.1180 • Fax: 908.526.9623

Technical Service 1-800-992-1180
www.stifirestop.com

Estimation and Installation



Specified Technologies, Inc.

PRODUCT ESTIMATION AND INSTALLATION


Series AS Spray Equipment and Estimation

PUMP REQUIREMENTS FOR SPECSEAL AS200 ELASTOMERIC SPRAY

Working Pressure: Min. 2,500 psi
 Delivery: Min. .72 gpm (Based on 740 IX)
 Tip Size: 0.023 in. to 0.026 in.
 Fan Pattern: 6 in. suggested

A minimum 3/8 in. fluid line is required, a 1/2 in. line is recommended. All pump seals and contact surfaces should be suitable for contact with latex emulsions.

SpecSeal® Series AS200 Elastomeric Spray, as compared to paint, is a heavier architectural coating. It is designed to be applied at a wet thickness of 1/8 in. The pump utilized must be capable of properly atomizing the material to allow this thickness to be generated. Spray equipment capable of spraying block fillers or other heavier architectural coatings should be adequate. At tip size between 0.023 in. to 0.026 in. is recommended. It is necessary to note that tips should be inspected frequently for wear. As tips wear the hole becomes bigger and more material will come out with less spray width. A reversible tip is recommended to clear the occasional clog.



The following airless spray equipment has demonstrated suitability for application of SpecSeal® Series AS200.

This is not a complete list of all acceptable pumps, but is a sample to aid in the selection of a proper pump. STI makes no warranties concerning the suitability or use of this equipment and has no affiliation of any kind with its manufacturer.

Titan Tool Inc.

Epic 660 XC
 PowrTwin 3500
 PowrTwin 4900XLT
 Hydra Pro IV
 740IX
 840IX
 1140IX

SprayTECH Inc.

EP2400
 EP2510

Graco Inc.

Ultra Max 1095
 Ultra Max 1595
 Gmax 5900 HD

Specified Technologies Inc. • 200 Evans Way, Somerville NJ 08876 • Phone: 800.992.1180 • Fax: 908.526.9623



Specified Technologies, Inc.

PRODUCT ESTIMATION AND INSTALLATION

Series AS Spray Equipment and Estimation

GENERAL INSTRUCTIONS

The following are general instructions for startup and cleanup. For a more detailed description consult the instruction manual provided by the manufacturer. Airless spray equipment operates at very high pressure. Protective clothing, gloves, and eye protection are required. Prior to pump use review and follow the recommendations of the manufacturer contained in the instructions and material safety data sheets.

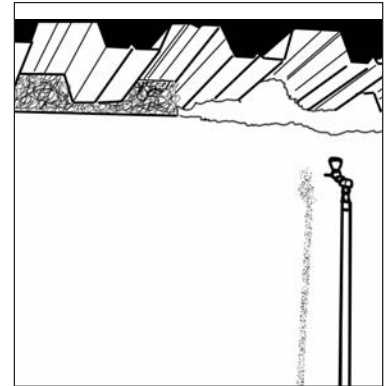


PURGING PUMP

1. It is necessary to remove any liquids remaining after the pump was last cleaned before spraying. Set the pump in PRIME mode, and insert the suction tube into the pail of AS200. Position the return line in an empty pail.
2. Turn the pressure control knob to its lowest setting, and turn the pump ON.
3. Slowly increase the pressure until all cleaning fluids have been purged and AS200 begins to flow out of the return line. Shut OFF the pump, and place the return line in the pail of AS200.
4. Return the pressure control knob to its lowest setting. Set the pump in SPRAY mode, and unlock the spray gun's trigger.

SPRAYING

1. Turn the pump ON and trigger the gun while pointing it into a waste pail. Slowly increase the pressure until material sprays from the gun. Keep the gun open until all air is expelled and the pump runs smoothly with only AS200 escaping. Close and lock the gun's trigger.
2. Apply AS200 per the requirements of the firestop system.



PUMP CLEANUP

1. Turn the pump OFF, and bleed off any remaining pressure by squeezing the trigger and setting the pump in PRIME mode.
2. Remove the suction tube from the pail of AS200 and insert it into a pail of clean water. Position the return line in an empty pail.
3. Turn the pressure control knob to its lowest setting, and turn the pump ON.
4. Slowly increase the pressure until material begins to flow from the return line. Initially only AS200 will escape, but then a combination of water and AS200 will flow. Keep cycling clean water (replacing pails as necessary) through the pump until AS200 is no longer present in the return line pail.
5. Return the pressure control knob to its lowest setting. Set the pump in SPRAY mode, and unlock the spray gun's trigger.
6. Trigger the gun while pointing it into a waste pail. Slowly increase the pressure until material sprays from the gun. Initially only AS200 will spray, but then a combination of water and AS200 will spray. Continue to spray until only water escapes. Store and maintain the pump per the manufacturer's instructions.



SpecSeal Series AS Elastomeric Spray is your best choice for effective and economical sealing of safig areas. AS adheres tenaciously to concrete, foil, mineral wool, and most metals. It applies rapidly and easily using airless spraying equipment. Where required, AS applies evenly on top of mineral wool and won't soak in. Water-Based (rather than water borne) means easy application and cleanup with no solvents required.

IMPORTANT NOTICE: AIRLESS SPRAY EQUIPMENT OPERATES AT VERY HIGH PRESSURES. PROTECTIVE CLOTHING, GLOVES, AND EYE PROTECTION ARE REQUIRED.

Specified Technologies Inc. • 200 Evans Way, Somerville NJ 08876 • Phone: 800.992.1180 • Fax: 908.526.9623

